

**MONTHLY PROGRESS REPORT ON THE IMPLEMENTATION OF EXTENSION REFORMS (ATMA)
SCHEME 2020-21 (Expenditure as on 31-03-2021)**

1. **Name of State/ District :** Jharkhand
2. **Name of ATMA Districts :** Latehar **Month:- March-2021**
3. **No. of ATMA Blocks :** 09
4. **Number of CSR Projects undertaken in State/ District**
 - (a) Name of Business Entity/ Private Enterprise funded the project:
 - (b) Activity undertaken under CSR:
 - (c) No. of Beneficiaries:
 - (d) Total Expenditure made on CSR by Business Entity / Private Enterprise:
 - (e) Total Expenditure incurred on CSR:

5. **Meetings**

(I) - SLSC

S. No.	Date of Meeting	Important Decisions taken
5.1		(To be enabled for State Level Only)

(II) - IDWG

S. No.	Date of Meeting	Important Decisions taken
5.2		(To be enabled for State Level Only)

(III) - ATMA GB

S. No.	Date of Meeting	Important Decisions taken
5.3	11-06-2020	GB Proceeding all ready sent.

6. **Programmes/Activities**

(Amount in Lakh Rupees)

S. No.	Activities	Physical		Financial	
		T	A	T	A
(1)	(2)	(3)	(4)	(5)	(6)
A.1	STATE LEVEL :				
	Monitoring & Evaluation				
	a) Quarterly review workshops and RE Interfaces (Pre- seasonal)				
	b) Concurrent Monitoring & Evaluation				
	c) Expenses for IDWG including TA, DA hiring of vehicle / POL & contingencies for SNO and State Coordinator				
A.2	a. Training (Inter State/ SAMETI Level)				
	No of Training programmes #				
	No. of Participants Male	Gen.			
		SC			
		ST			
		OBC			
		Min**			
		Total :			
	No. of Participants Female	Gen.			

[Signature]

[Signature]

S. No.	Activities		Physical		Financial	
			T	A	T	A
(1)	(2)		(3)	(4)	(5)	(6)
		SC				
		ST				
		OBC				
		Min**				
		Total :				
	Grand Total :					
	No. of man days*					
	b. Induction Training					
	No of Training programmes #					
	No. of Participants Male	Gen.				
		SC				
		ST				
		OBC				
		Min**				
		Total :				
	No. of Participants Female	Gen.				
		SC				
		ST				
		OBC				
		Min**				
		Total :				
	Grand Total :					
	No. of man days*					
	c. Refresher Training					
	No of Training programmes #					
	No. of Participants Male	Gen.				
		SC				
		ST				
		OBC				
		Min**				
		Total :				
	No. of Participants Female	Gen.				
		SC				
		ST				
		OBC				
		Min**				
		Total :				
	Grand Total :					
	No. of man days*					
	d. Development of Quality Resource Material for training & HRD Interventions (no. of workshop days)					
A. 3	Exposure visits					
	No. of Exposure Visits					
	No. of Participants Male	Gen.				
		SC				
		ST				
		OBC				
		Min**				

S. No.	Activities		Physical		Financial	
			T	A	T	A
(1)	(2)		(3)	(4)	(5)	(6)
	No. of Participants Female	Total :				
		Gen.				
		SC				
		ST				
		OBC				
		Min**				
		Total :				
	Grand Total :					
	No. of man days*					
A.4	State level Exhibitions/ Kisanmelas/ etc					
	- No of events					
	No. of visitors Male	Gen.				
		SC				
		ST				
		OBC				
		Min**				
		Total :				
	No. of visitors Female	Gen.				
		SC				
		ST				
		OBC				
		Min**				
		Total :				
	Grand Total :					
A. 5	Krishi Expo/ Regional Fairs- Organized / supported by DAC					
	- No of events					
	No. of Participants Male	Gen.				
		SC				
		ST				
		OBC				
		Min**				
		Total :				
	No. of Participants Female	Gen.				
		SC				
		ST				
		OBC				
		Min**				
		Total :				
	Grand Total :					
A. 6	Awards for best performing district ATMA					
A.7	a. Farmer Awards (numbers)					
	• State level					
	• District level					
	b. Incentive for Exemplary Extension work at District / Block Level					
	c. Incentivizing Scientist and Ext. Personnel					
A.8	d. Lumpsum Grant for PPP Model					
	(a) Operational Expenses					
	(b) Number of Success Stories					

S. No.	Activities		Physical		Financial	
			T	A	T	A
(1)	(2)		(3)	(4)	(5)	(6)
	documented					
	(c) Vehicle hiring & POL					
	Non- Recurring					
	(d) Equipment					
	TOTAL (A.1 TO A.8) \$					
B.	District Level					
	I. Farmer Oriented Activities					
B.1	Developing / Revisiting SREPs (Numbers)					
B.2	Training of Farmers					
	a) Inter-State					
	• No. of Trainings		1	1	1.560	1.560
	No. of Participants Male	Gen.		0		
		SC		4		
		ST		1		
		OBC		3		
		Min**		0		
		Total :		8		
	No. of Participants Female	Gen.		5		
		SC		0		
		ST		11		
		OBC		1		
		Min**		0		
		Total :		17		
	Grand Total :			25		
	No. of man days*			125		
	b) Within State					
	• No. of Trainings		2	2	2.500	2.500
	No. of Participants Male	Gen.		0		
		SC		0		
		ST		11		
		OBC		2		
		Min**		0		
		Total :		13		
	No. of Participants Female	Gen.		0		
		SC		0		
		ST		29		
		OBC		8		
		Min**		0		
		Total :		37		
	Grand Total :			50		
	No. of man days*					
	c) Within District level – i) Residential					
	• No. of Trainings		5	5	1.800	1.80
	No. of Participants Male	Gen.		5		
		SC		15		
		ST		35		
		OBC		8		
		Min**		2		

S. No.	Activities		Physical		Financial	
			T	A	T	A
(1)	(2)		(3)	(4)	(5)	(6)
	No. of Participants Female	Total :		65		
		Gen.		5		
		SC		25		
		ST		42		
		OBC		11		
		Min**		2		
		Total :		85		
	Grand Total :			150		
	No. of man days*			450		
	c) Within District level – ii) Non Residential					
	• No. of Trainings					
	No. of Participants Male	Gen.				
		SC				
		ST				
		OBC				
		Min**				
		Total :				
	No. of Participants Female	Gen.				
		SC				
		ST				
		OBC				
		Min**				
		Total :				
	Grand Total :					
	No. of man days*					
B.3	Organizing Demonstrations					
	No. of Demonstrations					
	(a) Agriculture		92	92	3.680	3.62325
	(b) Allied Sectors- (i) AHD&F					
	(ii) Horticulture					
	(iii) Sericulture					
	(iv) Poultry					
	(v) Fodder Production					
	(vi) Any Other (give specification)					
	Total					
	No. of Individual farmers :-					
	No. of farmers Male	Gen.		0		
		SC		11		
		ST		65		
		OBC		22		
		Min**		0		
		Total :		98		
	No. of farmers Female	Gen.		0		
		SC		2		
		ST		12		
		OBC		1		
		Min**		0		
		Total :		15		

S. No.	Activities		Physical		Financial	
			T	A	T	A
(1)	(2)		(3)	(4)	(5)	(6)
	Grand Total :			113		
B.4	Exposure visits (EV):					
	a) Inter-State					
	• No of Exposure Visits		1	1	2.000	2.000
	No. of participants Male	Gen.		0		
		SC		0		
		ST		4		
		OBC		0		
		Min**		1		
		Total :		5		
	No. of participants Female	Gen.		0		
		SC		0		
		ST		7		
		OBC		13		
		Min**		0		
		Total :		20		
	Grand Total :			25		
	No. of man days*					
	b) Within State					
	• No of Exposure Visits		2	2	0.750	0.750
	No. of participants Male	Gen.		0		
		SC		1		
		ST		15		
		OBC		9		
		Min**		1		
		Total :		26		
	No. of participants Female	Gen.		0		
		SC		3		
		ST		14		
		OBC		7		
		Min**		0		
		Total :		24		
	Grand Total :			50		
	No. of man days*					
	c) Within District					
	• No of Exposure Visits		9	9	0.810	0.80425
	No. of participants Male	Gen.		9		
		SC		36		
		ST		77		
		OBC		14		
		Min**		3		
		Total :		139		
	No. of participants Female	Gen.		5		
		SC		32		
		ST		85		
		OBC		9		
		Min**		0		
		Total :		131		
	Grand Total :			270		

S. No.	Activities		Physical		Financial	
			T	A	T	A
(1)	(2)		(3)	(4)	(5)	(6)
	No. of man days*					
B.5	Mobilization of farmer groups					
	a) Capacity building, skill development and support services					
	• No. of Groups formed		1	1	0.050	0.050
	• No. of members benefitted					
	b) Seed money/ revolving funds					
	• No. of Groups provided seed money					
	• No. of members benefitted					
	c) Food Security Groups for women					
	• No. of Groups formed		9	9	0.900	0.900
	• No. of members benefitted					
B.6	Rewards and incentives –		1	1	0.200	0.200
	• Best organized group representing different enterprises					
B.7	Farmer Awards (Number)					
	• Block Level					
II. Farm Information Dissemination						
B.8	District level exhibitions, kisan melas, fruit/ vegetable shows					
	• No of events		1	1	4.00	4.00
	Total No. of visitors Male	Gen.		26		
		SC		72		
		ST		135		
		OBC		58		
		Min**		14		
		Total :		305		
	Total No. of visitors Female	Gen.		41		
		SC		75		
		ST		342		
		OBC		73		
		Min**		31		
		Total :		562		
	Grand Total :			867		
	No. of man days*			867		
B.9	a) Information Dissemination through printed leaflets etc& local advertisements		5	5	1.000	1.000
	b) Low cost publication		1	1	0.720	0.71672
B.10	Technology packages developed		5	5	1.000	1.000
III. Agricultural Technology Refinement, Validation and Adoption						
B.11	a) Farmer- Scientist Interactions at district level					
	• No. of Interaction		2	2	0.400	0.400
	No. of farmers participated Male	Gen.		1		
		SC		4		
		ST		63		
		OBC		3		
		Min**		1		
		Total :		72		
	No. of farmers participated Female	Gen.		0		
		SC		2		

S. No.	Activities		Physical		Financial	
			T	A	T	A
(1)	(2)		(3)	(4)	(5)	(6)
		ST		27		
		OBC		3		
		Min**		0		
		Total :		32		
	Grand Total :			104		
	b) Designate expert support from KVK/SAU at district Level					
	c) Joint Visit of Scientist & Extension Workers		1		0.288	
B.12	Organization of field days and kisangoshties					
	No. of field days/kisan goshties organised		9	9	1.350	1.26270
	No. of farmers participatedMale	Gen.		15		
		SC		37		
		ST		79		
		OBC		17		
		Min**		6		
		Total :		154		
	No. of farmers participatedFemale	Gen.		14		
		SC		41		
		ST		87		
		OBC		112		
		Min**		155		
		Total :		309		
Grand Total :						
B.13	Assessment, refinement, validation and adoption of frontline technologies & other short term researchable issues through KVKs and other local research centres.					
	• No. of KVKs involved					
	• Issues/ trails allocated					
B.14	a) Operational expenses for including TA/ DA at district level				1.000	0.99595
	b) Hiring of vehicle & POL				1.000	0.99696
	c) Operational expenses at block level.		9		0.450	0.43918
	d) Operational Expenses for DFAC Meeting		1	1	0.200	0.0
	e) Operational Expenses for BFAC Meeting		9	9	1.350	1.12937
	Non - Recurring					
	f) Equipment					
B.15	Farm Schools					
	a) Agriculture					
	b) AHD&F					
	c) Horticulture					
	d) Sericulture					
	e) Poultry					
	f) Fodder Production					
	g) Any Other (give specification)					
TOTAL :		27	27	7.94178	7.89136	
Total (B.1 to B. 15)						
C.	INNOVATIVE ACTIVITIES - STATE LEVEL					

S. No.	Activities		Physical		Financial	
			T	A	T	A
(1)	(2)		(3)	(4)	(5)	(6)
C.1	Implementation of Extension Activities through Agri-Enterpreneurs trained under Agri- Clinic scheme					
	No. of Agri-preneurs involved	Gen.				
		SC				
		ST				
		OBC				
		Min**				
	Total :					
C.2	P. G. Diploma in Agri. Extension Mgmt.					
	No. of functionaries enrolled	Gen.				
		SC				
		ST				
		OBC				
		Min**				
	Total :					
Total (C.1 to C. 2)						
D.	INNOVATIVE ACTIVITIES - DISTRICT LEVEL					
D.1	Support for district level Training Institutions - it may include both "Operational Expenses" and Non-Recurring Expenditure					
D.2	(i) Setting up CRS					
	- No. of CRSsupported for infrastructure					
	- Content Creation					
	a) 1 st Year for two hrs. of daily programme					
	b) 2 nd Year for 1.1/2 hrs. of daily programme					
	c) 3 rd Year for 1/2 hrs. of daily programme					
D.3	Farmer friend		280	260	33.600	29.940
Total (D.1 to D.3)						
E.	OTHER INNOVATIVE ACTIVITIES					
E.1	Innovative Activities - State Component					
E.2	Innovative Activities - District Component					
Total (E.1 to E.2)						
F.	IDT Component					
F.1	Display Board					
F.2	Pico Projector					
F.3	Production of low cost films					
F.4.a	Handheld Devices					
F.4.b	GPRS Charges					
F.5	Kala Jatha					
Total (F.1 to F.4)						
Sub Total (A. to F.)						
G.	Specialist and Functionary Support					
G.1	State Level					
	- State Coordinator					
	- Gender Coordinator					
	- Director (SAMETI)					

S. No.	Activities	Physical		Financial	
		T	A	T	A
(1)	(2)	(3)	(4)	(5)	(6)
	- Faculty / Deputy Director (SAMETI)				
	- Accountant cum Clerk (SAMETI)				
	- Computer Programmer/ Data Entry Operator (SAMETI)				
G.2	District Level				
	- Project Director	1			
	- Deputy Project Director (ATMA) Old	2	1	7.60200	7.60200
	- Deputy Project Director (ATMA) New 1 month			0.4200	
	- Accountant cum Clerk	1	1	4.2840	4.28400
	- Computer Programmer/Data Entry Operator	1	1	3.3900	3.3900
G.3	Block Level				
	- Block Technology Manager (BTM) including Operational Expenses	2	2	8.21400	8.21400
	- Assistant Technology Manager (ATM) including Operational Expenses	27	8	24.000	24.000
Total (G)					
GRAND TOTAL (A. TO G.)				116.45978	111.44974

7. Financial Summary

F.	FINANCIAL SUMMARY	Amount
S.No.	Activities	
F.1	Unspent opening balance as on 01-04-2020	0.0
	Central Share	0.0
	State Share	0.0
F.2	Funds received from DAC	66.51586
F.3	Bank Interest accrued during the year	0.0
F.4	Release of State's Matching Share	49.94392
F.5	Total Expenditure (as on 31-03-2021)	111.44974
	Central Share	63.61608
	State Share	47.83366
F.6	Unspent closing balance as on 31-03-2021	5.01004
	Central Share	2.89978
	State Share	2.11026

T= Target, A= Achievement, AA= Allocation approved under SEWP, E=Expenditure incurred, Min = Minorities covers Muslims, Christians, Sikhs, Buddhists & Parsis.

#	Institution wise details may please be furnished in item 3 under Annexure - I
\$	Applicable for only State level. Hence, these fields have to be disabled for District level data entry.
*	The mandays for training and exposure visits may be worked out by multiplying no. of extension personnel/farmers with actual number of days of training/ exposure visit. MD= Number of Participants X No. of Days Actual Training
**	Including Muslims, Christians, Sikhs, Buddhists & Parsis.
***	Demonstration support to CIG/ individual farmer should be treated as one demonstration

8. Manpower Status

Sr. No.	Post	No. of Posts as per State's eligibility	No. of Posts approved in SEWP by SLSC	Scale/ avg. monthly emoluments in case of regular employees	Consolidated emoluments in case of Contractual Employee
1	State Coordinator				
2	Gender Coordinator				
3	Director, SAMETI				
4	DD, SAMETI				
5	Accountant-cum-Clerk, SAMETI				
6	Computer Programmer/Operator, SAMETI				
7	PD, ATMA	1	1	-	
8	DPD, ATMA	2	2	-	
9	Accountant-cum-Clerk in District level	1	1	-	
10	Computer Programmer/Operator at district level	1	1	-	
11	BTM	9	9	-	
12	ATM	27	27	-	
13	Total	41	41		

9. Public Private Partnership in Extension

Private Agency	Extension Activities undertaken	Mode - U/s 35 CCC/PPP /Service Provider	Expenditure incurred	Private Share out of total exp.	Public Share out of total exp.	No. of Farmers benefitted out of PPP

10. Training of Extension Personal

Level of training / Training Institutes involved	No. of Participants
National	
MANAGE	3
ICAR Institutes	
Others (Pl. specify)	
Regional	
EEL	4
State	
SAMETI	2
SAUs	
Others (Pl. specify)	
District	
Dist. Trg. Centres	
KVK	
Others (Pl. specify)	
Total	

11. Progress on Joint Circular for convergence between Agricultural Research and Extension

(i) **No. of Districts :-**

(ii) **No. of Blocks :-**

(iii) **Name 2-3 Good Agricultural Practices being promoted and their impact in terms of production and increasing farmers income.**

Sr. No.	Matrix	Unit	Norm	Target	Achievement
1.	Monthly Interface Meeting	Nos.	12/annum	12	12
2.	Pre - seasonal Technical Updation	Nos.	2	2	2
3.	Farmer- Scientist Interaction at district level	Nos.	2 per annum	2	2
4.	Expert Designated at District level	Nos.	1/District	1	1
5.	Joint Visits by PD, ATMA and PC, KVK	Nos.	12 Joint Visits	12	12
6.	Districts where Direct Routing of ATMA fund to KVKs	Nos.	Nos. of District		


12. Innovative Activity taken up at State Level


Nature of Activity	Progress Achieved	Expenditure Incurred


13. Innovative Activity taken up at State Level

Nature of Activity	Progress Achieved	Expenditure Incurred

- ✓ 1. Extn. Functionaries Training, 2. Farmers Training, 3. Expo. Visit of Extn. Functionaries, 4. Expo Visit of Farmers, 5. Demonstrations, 6. Kisan Mela, Fairs, Exhibitions, 7. Farm Schools, 8. Group Formation, 9. Any other (pl. specify)


Accountant Cum Clerk
ATMA, Latehar


Dy. Project Director
ATMA, Latehar


Project Director
ATMA, Latehar